2251 S.E. OAK GROVE BLVD., OAK GROVE, OREGON 97267
www.cranston-machinery.com + 001 (503) 654-7751

Bulletin No:	**L048**
Issued:	101230

3 MT Fixed Cap Unihook Hex Bolt and Locking Tab Conversion Kit – PA8181:

This Kit pertains only to Model 26A049, 26A062, 26A090 and 26A093 UNIHOOK™

Parts included in kit:

Item	Quantity	Part Number	Description
1	4	M30600006	Tie Bolt
2	2	BB8401000	Bolt Locking Tab

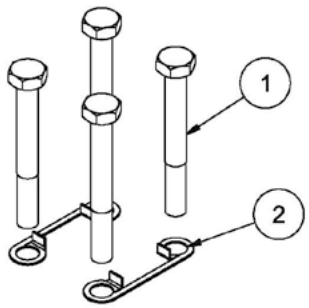

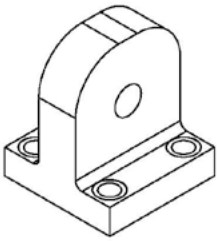

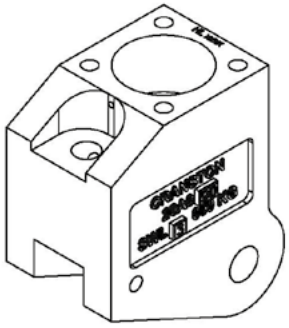

WARNING! – ONLY USE THE M30600006 BOLTS. THEY ARE SPECIAL HIGH STRENGTH BOLTS. DO NOT SUBSTITUTE ANY OTHER HEX HEAD BOLTS.

CONVERSION INSTRUCTIONS

1. Cut and remove the existing lock wires on the existing socket head cap screws.
2. Remove the existing socket head cap screws.
3. Install Item 2 on each side of top cap with Item 1 bolts.
4. Torque bolts, Item 1, to 24-29 ft-lbs – Make sure a flat on each bolt is aligned with a lock tab of Item 2 and bend up against bolt head.

If you have any questions regarding this modification or any of the parts listed above are not in the conversion kit, please contact Cranston Machinery Co. Inc.

Keep this bulletin with your existing Unihook information for future reference.